





# MBR10100 THRU MBR10200

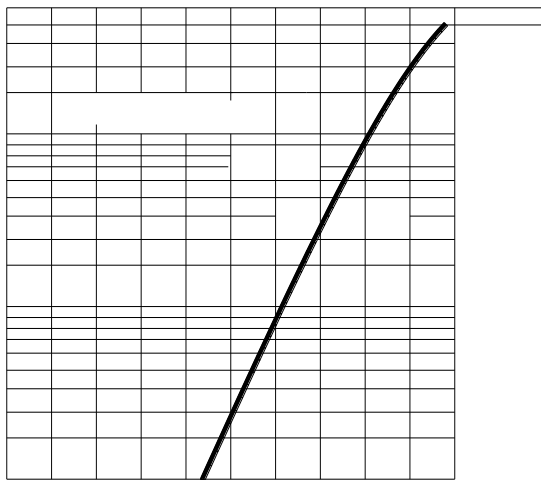
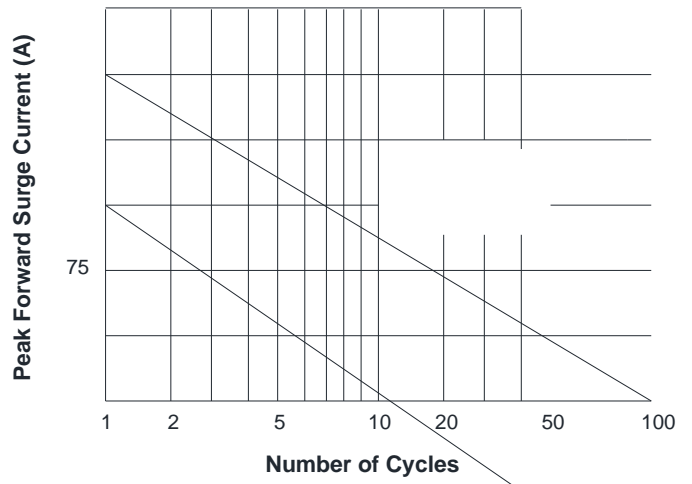
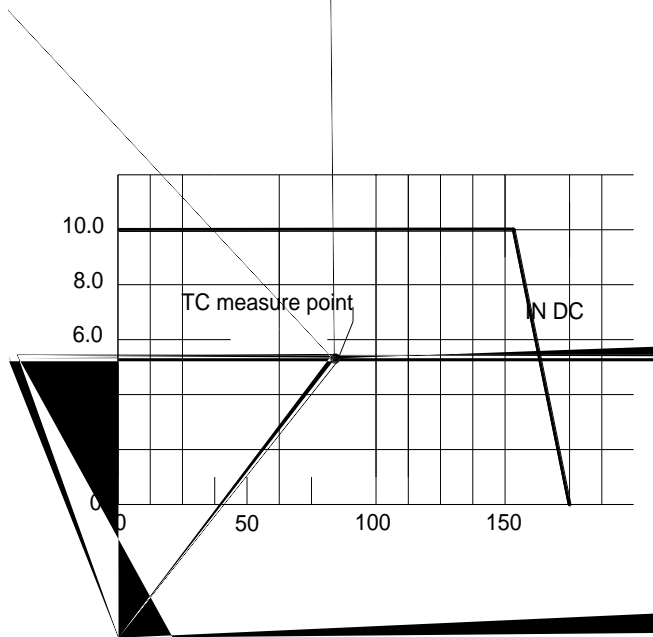
**Thermal Characteristics**  $T_a=25$  Unless otherwise specified

PARAMETER		SYMBOL	UNIT	MBR10100	MBR10150	MBR10200
Thermal Resistance	Between junction and case	$R_{j-c}$	$^{\circ}W$	2.0		

## Ordering Information (Example)

PREFERRED P/N	UNIT WEIGHT(g)	MINIIMUM PACKAGE(pcs)	INNER BOX QUANTITY(pcs)	OUTER CARTON QUANTITY(pcs)	DELIVERY MODE
MBR10100 THRU MBR10200	Approximate 1.8	50	1000	5000	Tube

## Characteristics (Typical)

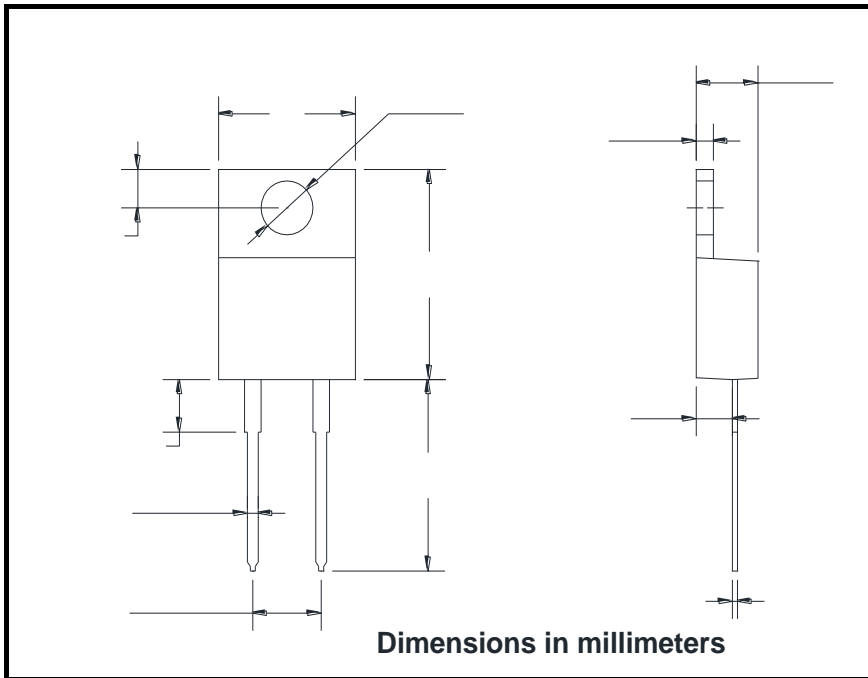


01 1



# MBR10100 THRU MBR10200

## Outline Dimensions



TO-220AC		
Dim	Min	Max
A	9.95	10.35
B	2.55	2.95
C	3.75	4.05
D	14.95	15.25
E	3.75	4.25
F	0.26	0.5
G	0.68	0.94
H	13.3	13.9
I	4.86	5.26
J	4.38	4.78
K	1.14	1.4
L	2.37	2.79

